

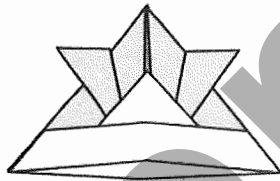
Fun With Easy Origami

32 Projects and 24 Sheets of Origami Paper



Used by Permission

FUN WITH EASY ORIGAMI



DOVER PUBLICATIONS, INC.

New York

Used by Permission

Sample

Copyright © 1992 by John Montroll.
All rights reserved.

Fun with Easy Origami: 32 Projects and 24 Sheets of Origami Paper is a new work, first published by Dover Publications, Inc., in 1993, consisting of origami paper and a slightly altered reprint of *Easy Origami* by John Montroll, originally published by Dover in 1992.

International Standard Book Number

ISBN-13: 978-0-486-27480-5

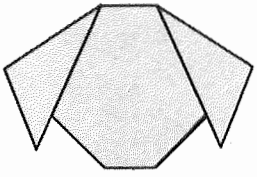
ISBN-10: 0-486-27480-2

Manufactured in the United States by LSC Communications
27480217 2017
www.doverpublications.com

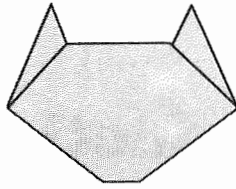
Used by Permission

Contents

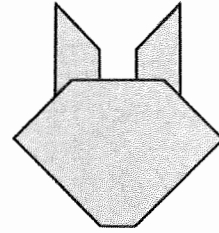
Symbols 6



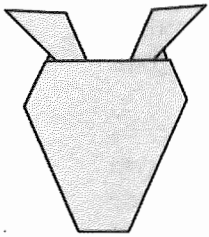
Dog
Page 8



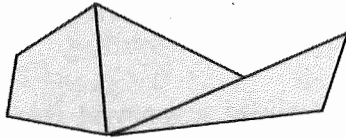
Cat
Page 9




Rabbit
Page 10



Horse
Page 11

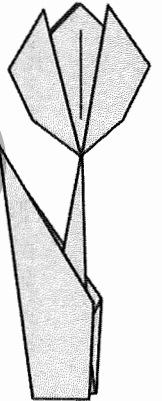


Fish
Page 12

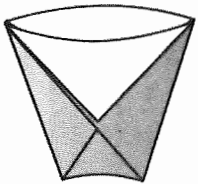


Penguin
Page 13

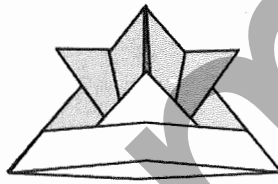
Tulip
Page 14




Stem
Page 15



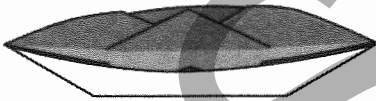
Cup
Page 16



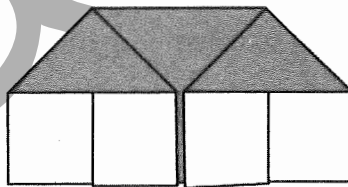
Hat
Page 17



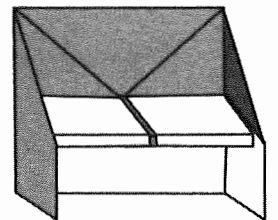
Tall Cap
Page 18



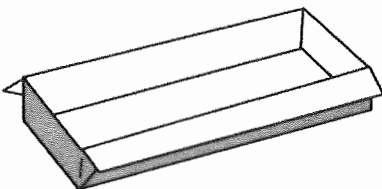
Boat
Page 19



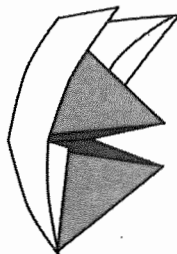
House
Page 20



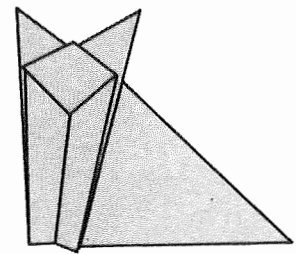
Piano
Page 21



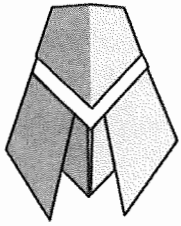
Oblong Box
Page 22



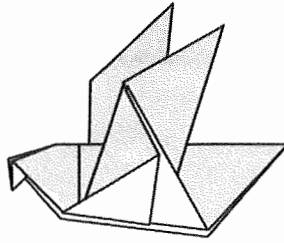
Fox
Page 23



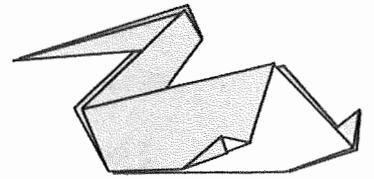
Sitting Fox
Page 24



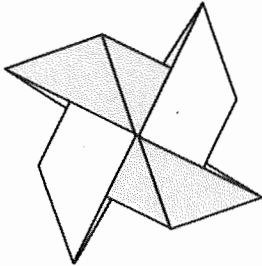
Cicada
Page 25



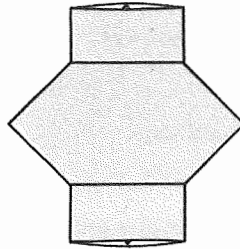
Pigeon
Page 26



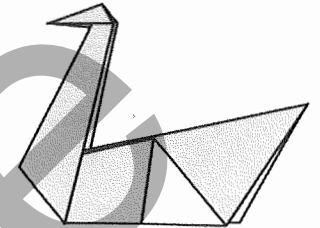
Pelican
Page 27




Pin Wheel
Page 28



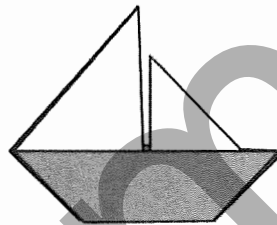
Lantern
Page 29



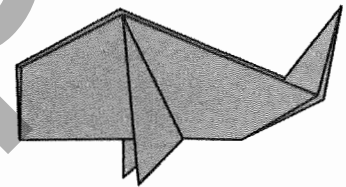
Swan
Page 30



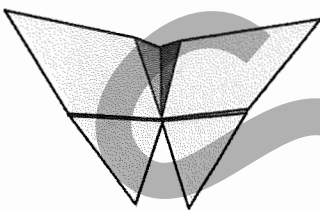
Star
Page 31



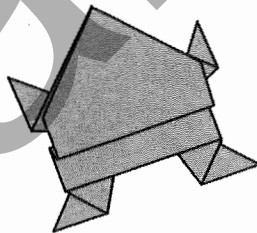
Sailboat
Page 32



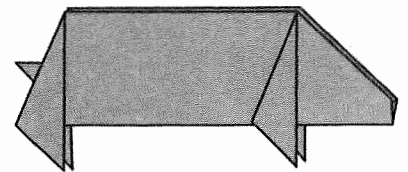
Carp
Page 34



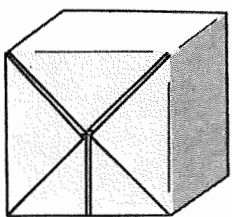
Butterfly
Page 36



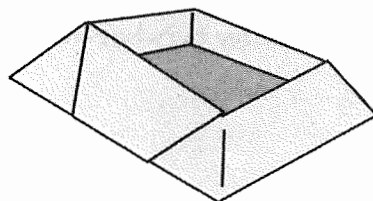
Frog
Page 38



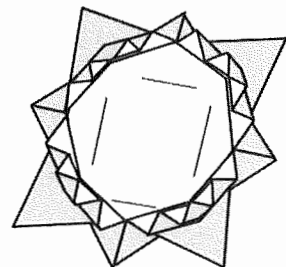
Pig
Page 40



Waterbomb
Page 42



Candy Box
Page 44



Fancy Box
Page 46

Symbols

Lines



Valley fold, fold in front.



Mountain fold, fold behind.



Crease line.



X-ray or guide line.

Arrows



Fold in this direction.



Fold behind.



Unfold.



Fold and unfold.



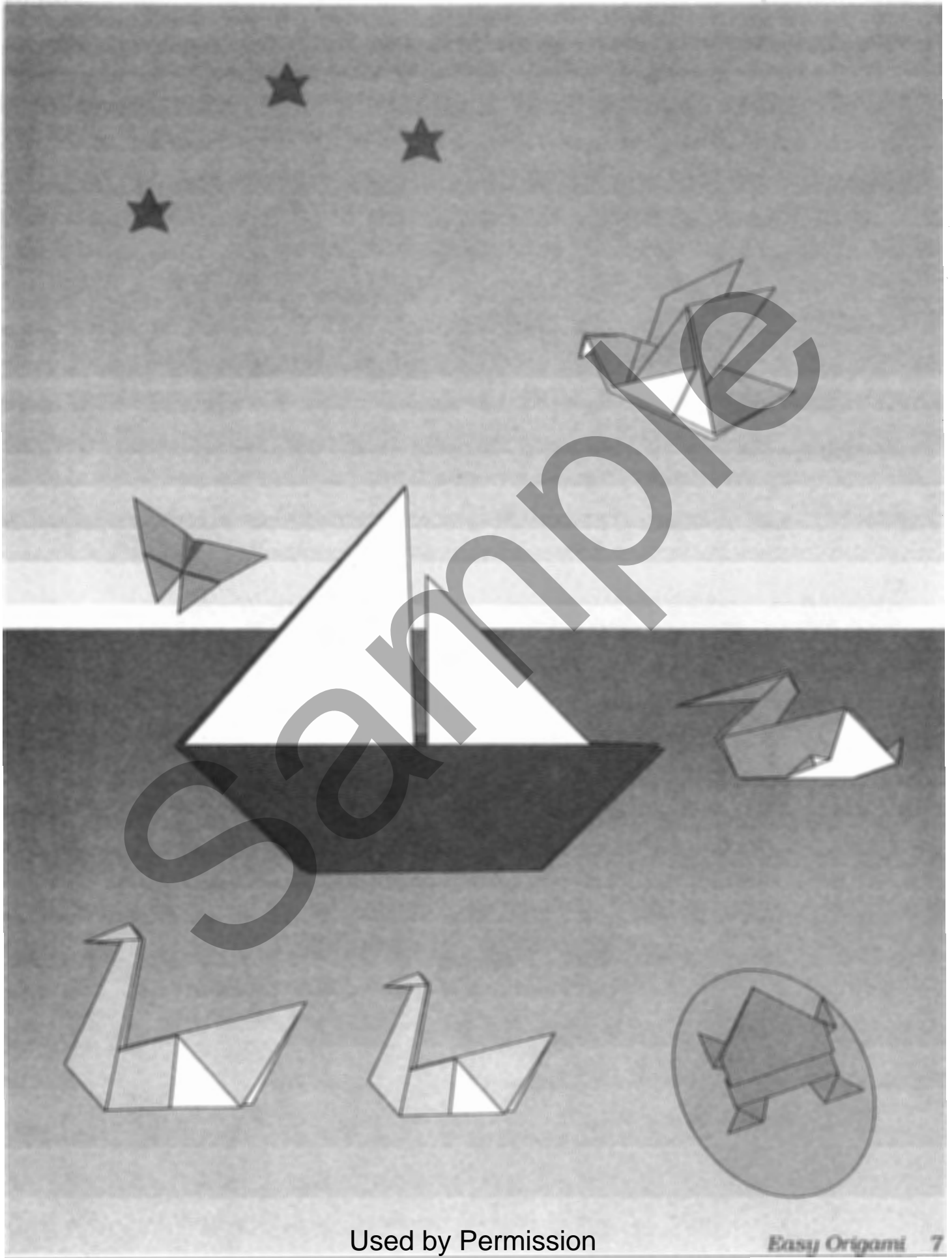
Turn over.



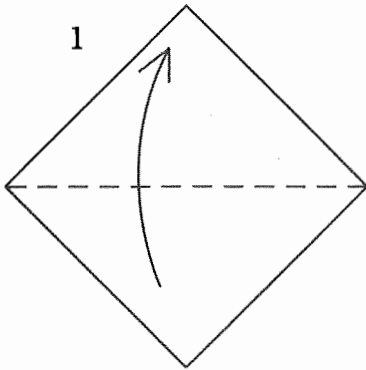
Push.



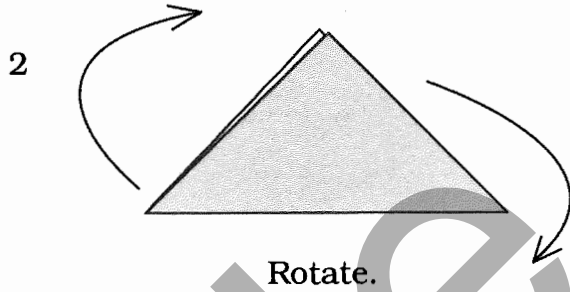
Place your finger between these layers.



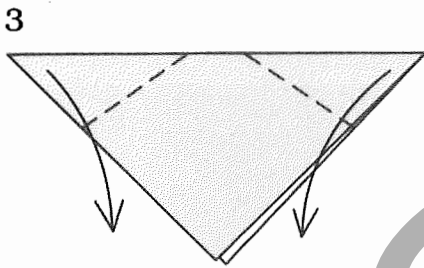
Dog



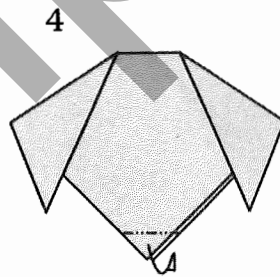
Fold in half.



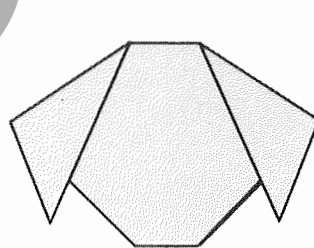
Rotate.



Fold the ears down.



Fold behind.



Dog

Fun With Easy Origami

32 Projects and 24 Sheets of Origami Paper

Here is everything a beginner needs to practice the ancient Japanese art of paper folding, including clearly illustrated instructions and a packet of authentic origami paper.

John Montroll's how-to book enables novices to grasp the fundamentals of the art quickly and to successfully complete 32 simple projects—among them, a hat, cup, pin wheel, boat, house, and fish. Also included are directions for more challenging but still easy-to-make subjects such as a pigeon, pelican, and piano.

Accompanying the instructions are 24 sheets of high-quality origami paper. Specially manufactured to resist tears and produce clean lines and crisp folds, the 7" x 7" sheets (2 each of 12 different colors) are perfect for creating a fascinating array of three-dimensional objects that will make intriguing party favors, holiday decorations, and conversation pieces.

UPC



www.uscover.com

\$9.95 USA

PRINTED IN THE USA

ISBN-13: 978-0-486-27480-5

ISBN-10: 0-486-27480-2

